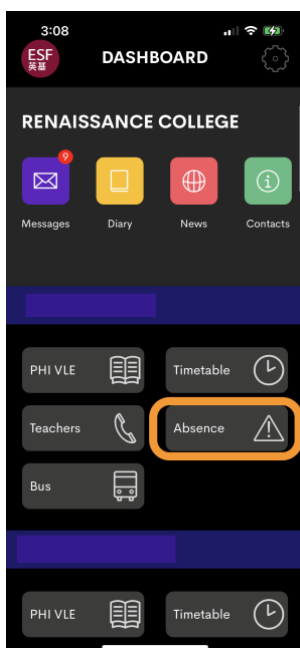


How to report student's absence on ESF App

Please follow these easy steps every time your child is missing school.

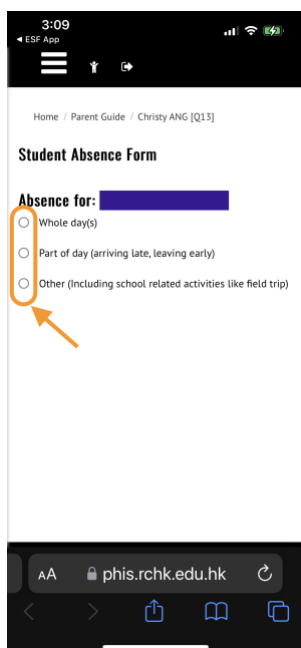
Step 1

Open ESF App and click "Absence" button



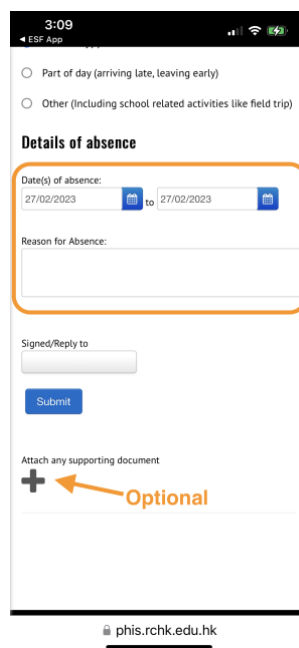
Step 2

Select duration of the absence



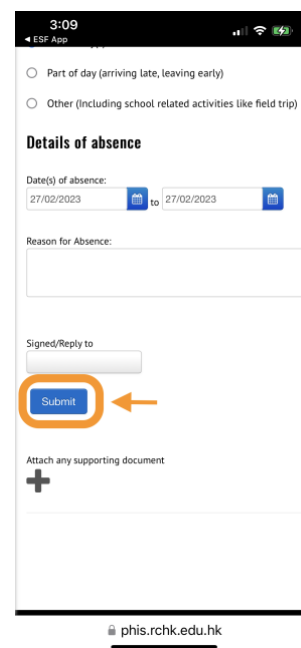
Step 3

Select date of absence and attach supporting document if any



Step 4

Click "Submit"



If you encounter technical issues, please email our **RedDoor Centre's Help Desk** at helpdesk@rchk.edu.hk.

What is the ESF App?

The ESF App is a user-friendly mobile platform through which RCHK parents receive important school announcements, access students' academic results or submit health declarations.

How to auto-forward ESF App messages to email

[Click here](#)

How to record child's temperature

[Click here](#)

Troubleshooting – how to log off the ESF App

[Click here](#)

How to access ESF App

[Click here](#)